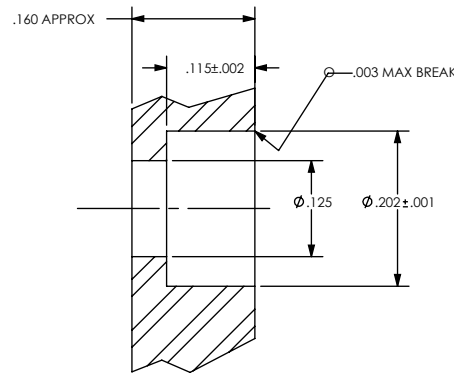
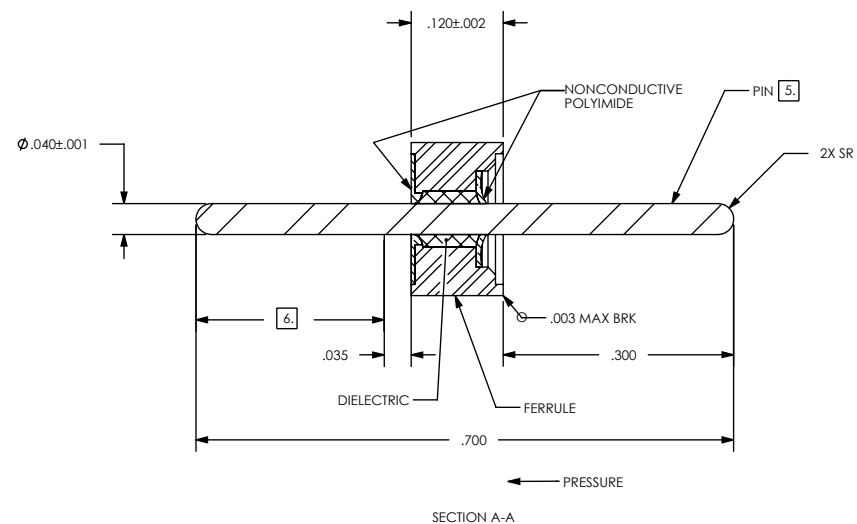
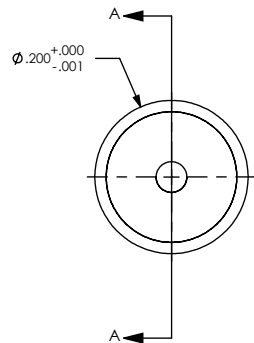


REVISIONS			
REV	CHANGE NO.	DATE	CFG APPROVAL
-	INIT RLSE	11/17/2009	J. PETRI

NOTES:

- HERMETIC LEAK RATE: LESS THAN OR EQUAL TO 1×10^{-9} CC/SEC He AT ONE ATMOSPHERE DIFFERENTIAL PRESSURE.
- INSULATION RESISTANCE: GREATER THAN 5,000 MEGOHMS AT $500 \pm 10\%$ VDC AT 25°C IN ACCORDANCE WITH MIL-STD-1344, METHOD 3003.
- DIELECTRIC WITHSTANDING VOLTAGE: NO EVIDENCE OF BREAKDOWN OR FLASHOVER AT 2000 VDC RMS (60Hz) IN ACCORDANCE WITH MIL-STD-1344, METHOD 3001. DURATION OF APPLICATION SHALL BE 1 SECOND MINIMUM.
- FEEDTHRU TO WITHSTAND 10,000 PSI MINIMUM PRESSURE FOR ONE MINUTE MINIMUM.
- FINISH: ELECTROLYTIC NICKEL PLATE PER AMS-QQ-N-290, CLASS 2, .000050/.000150 THICK. ELECTROLYTIC PLATE GOLD PER MIL-DTL-45204, TYPE III, GRADE A, .000050/.000100 THICK.
- INDICATED AREA SHALL BE DOUBLE HOT SOLDER DIPPED USING SN63/37 SOLDER PER J-STD-001. AREA SHOWN IS MINIMUM ALLOWED. SOLDER MAY EXTEND TO FERRULE.
- MATERIALS:
SHELL: STAINLESS STEEL 304L
PIN: INCONEL X-750
DIELECTRIC: CERAMAX PROPRIETARY CERAMIC



UNLESS OTHERWISE SPECIFIED
 DIMENSIONING IAW ASME Y14.5M-1994
 DIMENSIONS APPLY AFTER PROCESSES
 DIMENSIONS IAW US CUSTOMARY UNITS
 .X ± .1, .XX ± .01, .XXX ± .005, $\angle \pm .5^\circ$
 .010 MAX OUTSIDE R, .005 MAX INSIDE R
 125 RMS SURFACE FINISH

THIRD ANGLE PROJECTION

		(321) 254-4067	
		WWW.SRIHERMETICS.COM	
TITLE			
FEEDTHRU, DC, HIGH VOLTAGE, (.040D)			
SIZE	DOCUMENT	SRIFT3005	REV
A			-
SCALE	CAGE CODE	3PJY7	SHEET
4:1			1 OF 1