

VIEW A

SUGGESTED HOLE DETAIL

NUMBER OF CONTACTS	W	Y
9	0.455	0.458
15	0.530	0.533
21	0.605	0.608
25	0.655	0.658
31	0.730	0.733
37	0.805	0.808
51	0.980	0.983

UNLESS OTHERWISE SPECIFIED  
 DIMENSIONING IAW ASME Y14.5M-1994  
 DIMENSIONS APPLY AFTER PROCESSES  
 DIMENSIONS IAW US CUSTOMARY UNITS  
 .X ± .1, .XX ± .01, .XXX ± .005, ∠ ± .5°  
 .010 MAX OUTSIDE R, .005 MAX INSIDE R  
 125 RMS SURFACE FINISH

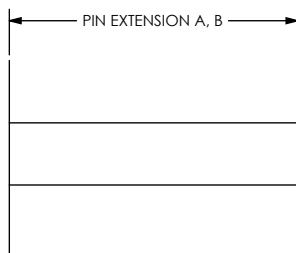
THIRD ANGLE PROJECTION

**SRI HERMETICS** (321) 254-4067  
 WWW.SRIHERMETICS.COM

TITLE  
 CONNECTOR, NANO DUAL LOBE, MID FLANGED,  
 SOLDERABLE

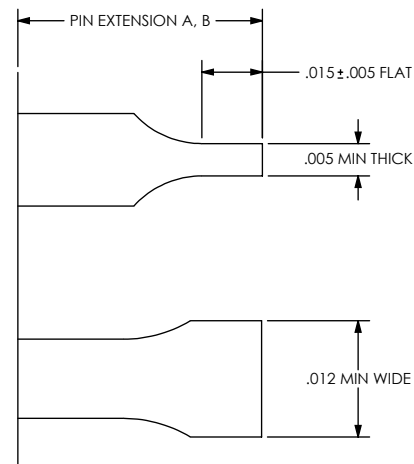
SIZE A DOCUMENT SRIND1004 REV -  
 SCALE 6:1 CAGE CODE 3PJY7 SHEET 2 OF 3

STRAIGHT PIN END STYLE, A



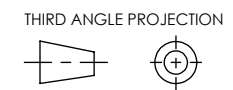
PART NUMBER	A	B
SRIND1004 - X - A 1	.060	.060

WIREBOND FLAT PIN END STYLE, B



PART NUMBER	A	B
SRIND1004 - X - B 1	.060	.040

UNLESS OTHERWISE SPECIFIED  
 DIMENSIONING IAW ASME Y14.5M-1994  
 DIMENSIONS APPLY AFTER PROCESSES  
 DIMENSIONS IAW US CUSTOMARY UNITS  
 .X ± .1, .XX ± .01, .XXX ± .005, ∠ ± .5°  
 .010 MAX OUTSIDE R, .005 MAX INSIDE R  
 125 RMS SURFACE FINISH



**SRI HERMETICS** (321) 254-4067  
 WWW.SRIHERMETICS.COM

TITLE CONNECTOR, NANO DUAL LOBE, MID FLANGED, SOLDERABLE			
SIZE A	DOCUMENT SRIND1004	REV -	
SCALE 6:1	CAGE CODE 3PJY7	SHEET 3 OF 3	